



## **2025 Showcase Packet #2**



Hello EAC Dance Parents,

This second packet contains important information needed to help you through a successful Showcase season! Not only will you find finalized information regarding Showcase Runthrough Week, Dress Rehearsal, and live Showcase, but you'll also get important reminders about items communicated in Showcase Packet #1. We know this is *a lot* of information to read, so we invite you to listen to our **NEW "EAC: Beyond the Lobby with Pam & Joe" PODCAST, which breaks down everything in this packet in a fun, easy-to-listen-to format that you can absorb while on the go!** The EAC: Beyond the Lobby with Pam & Joe Podcast can be found linked on the [Showcase Website](https://www.eliteartscompany.org/showcase2025). <https://www.eliteartscompany.org/showcase2025>

If after reading through this information thoroughly you still have additional questions, please reach out to us via email to [EACdance@outlook.com](mailto:EACdance@outlook.com).

Living in the Movement,  
~Miss Natalie & Miss Melissa~

*\*\*Note re EAC: Beyond the Lobby with Pamela & Joe episode on Showcase Packet #2: This episode was created using AI and is based on the info from Showcase Packet #2. It's designed to give you the highlights and key details in a fun, easy-to-listen-to format. While we've done our best to keep it accurate, it's always a good idea to double-check official EAC communications (such as this physical packet).*

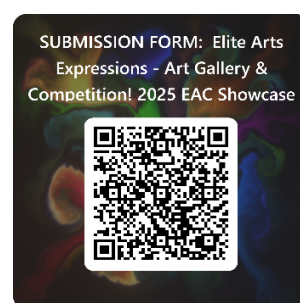
## Contents

IMPORTANT DATES .....	3
QUICK QRCs.....	3
REMINDER: COSTUME PICK-UP.....	4
REMINDER: PICTURE DAY .....	4
MEDIA WEEK .....	6
SHOWCASE TICKETS.....	7
REMINDER: EAC GEAR ORDER DUE APRIL 20 <sup>TH</sup> .....	8
REMINDER: DANCER ADS.....	9
REMINDER: BASE COSTUMES .....	9
REMINDER: SHOWCASE HAIR.....	11
REMINDER: SHOWCASE MAKEUP .....	11
SHOWCASE RUN-THROUGH WEEK .....	12
<i>Showcase Run-Through Schedule .....</i>	<i>13</i>
<i>Miscellaneous Information for Showcase Run-Through Week .....</i>	<i>14</i>
EAC LOST & FOUND .....	14
REMINDER: ELITE ARTS EXPRESSIONS – ART GALLERY & COMPETITION .....	15
ORDER OF SHOWCASE PERFORMANCES .....	16
QUICK CHANGES .....	17
VENUE .....	18
DRESS REHEARSAL.....	18
<i>Timeline.....</i>	<i>18</i>
<i>Important Information.....</i>	<i>19</i>
SHOWCASE .....	20
<i>Timeline.....</i>	<i>20</i>
<i>Volunteers .....</i>	<i>20</i>
<b>ACTION REQUIRED – DUE MAY 4<sup>TH</sup> – APPROVED ADULTS FOR SHOWCASE PICK-UP .....</b>	<b>20</b>
<i>Important Information.....</i>	<i>21</i>
SHOWCASE DVDs.....	21
WHAT’S NEXT .....	21

## IMPORTANT DATES

April 12 <sup>th</sup> (Saturday)	Picture Day
Apr 15 <sup>th</sup> – 18 <sup>th</sup> (Tues – Thurs)	Media Week
April 14 <sup>th</sup> (Monday)	Ticket Sales open for current dancers
April 20 <sup>th</sup> (Sunday)	EAC Gear Order Due
April 27 <sup>th</sup> (Sunday)	Dancer & Business Ads Due
April 28 <sup>th</sup> (Monday)	Ticket Sales open for public
May 2 <sup>nd</sup>	Last regular weekly class
Wk of May 5 <sup>th</sup>	Showcase Run-through week (at EAC Studio)
May 8 <sup>th</sup> (Thursday)	Elite Arts Expressions entry & artwork due by 8:00pm
May 13 <sup>th</sup> (Tuesday)	Tentative additional practice for those routines that may need it
May 14 <sup>th</sup> (Wednesday)	<b>DRESS REHEARSAL 4:30 – 8:30</b> (at Bullock Creek Auditorium)
May 15 <sup>th</sup> (Thursday)	NO CLASSES / NO REHEARSAL
May 16 <sup>th</sup> (Friday)	<b>SHOWCASE #1</b> (Showcase starts at 6:30 at Bullock Creek Auditorium)
May 17 <sup>th</sup> (Saturday)	<b>SHOWCASE #2</b> (Showcase starts at 3:00 at Bullock Creek Auditorium)
June 1 <sup>st</sup> (Sunday)	Showcase DVD orders due

## QUICK QRCS



## REMINDER: COSTUME PICK-UP

ALL costumes have arrived and are ready for pick-up! To pick up your costumes, a parent must sign out the costume at the end of dance class. **If you want to participate in picture day, your dance costumes must be picked up between now & Thursday (4/10).** We have classes Tuesday, Wednesday, and Thursday 5:00 – 9:00pm. Costumes are NOT available for pick up this Saturday / at picture day. If you plan on participating in picture day, please have your costume picked up by Thursday 9:00pm.

## REMINDER: PICTURE DAY

**WHEN:** Saturday, April 12<sup>th</sup>  
*Specific times based on class(es) you are in*

**WHERE:** EAC Studio

**WHAT:** Once again, EAC is partnering with Photography By Natalie to provide dance pictures for you!

**COST:** No pre-determined cost; **pictures are by donation (CASH only)**

### SCHEDULE:

11:00am	Ballet 2
11:30am	Acro 1 AND Jazz 1
Noon	Ballet 1
<b>12:30 – 1pm</b>	<b>BREAK – STUDIO CLOSED – NOONE IN STUDIO</b>
1:00pm	Kinderballet
1:30pm	Tap 1 AND Jazz 2
2:00pm	TippyToes Tap AND Caterpillar Gymnastics
2:30pm	Acro 2 (BOTH)
3:00pm	Acro 3 AND Tap 2
3:30pm	Comp Team (full team – Order: Stick Season, Kennedy Solo, Jr Compete, Jr Evolution, Sarah Solo, Seniors, Minis, Jr Duet, Trio, Sr Duet, Paisley Solo, Brynn Solo)
4:30pm	Ballet 3
5:00pm	Ballet 4 AND Pre-Pointe
5:30pm	Contemporary 2

### How does picture day work this year?

- No sign-up! Just arrive for the start of your dance class(es) photo timeslot.
- Arrive up to 5 minutes early to your dance class's photo timeslot, **DRESSED IN COSTUME WITH HAIR & MAKEUP DONE**
- Please expect to stay the entire 30 minute session. Both individual photos and group photos will be taken during this 30-minute session.
- Group photos are taken first. If you are not there for the group photo, make-ups will not be performed.
- **Photos are for Showcase costumes only; must be in showcase costume to participate.**

### What if I am in multiple dances?

- If you are in both routines scheduled for the same session, arrive wearing the first costume listed. Have all costume items prepared for quick change into second costume.
- If you have back-to-back sessions, you are allowed to stay in the photo studio (except for during the 12:30 – 1pm break).
- There will be changing pods that can be utilized if you have two costumes in one session or back-to-back sessions. If you do not have back-to-back sessions, please leave/go wait in your vehicle until your next session starts. The studio lobby is not large enough to support lingering crowds. **\*\*NOONE IS ALLOWED IN THE STUDIO 12:30 – 1:00pm DURING LUNCH BREAK\*\***

**Arrival** - Please arrive up to 5 minutes early so that you are ready to go AT your designated timeslot. **If you are late, you will be skipped.** Hair and makeup should already be complete by the time you arrive. All costumes must already be on with appropriate tights/footwear. (Please no eating or drinking in costume – exception is water.) Each dancer is expected to have an adult with them in the photo studio. Please do not make this a family outing, though – no siblings are allowed. The photo studio is not large enough to support lingering crowds.

**Is there a cost?** – Photos are by donation. All contributions will go to the photographer's equipment maintenance fund and future EAC Dance Scholarships. **Donations are CASH ONLY on the day of pictures.** Recommended donation is \$25 per costume, but Picture Day is being offered to you as a pay what you can opportunity.

**What are hair/makeup requirements for Picture Day?** – You **MUST** arrive with hair and makeup completed.

**COMPETITION TEAM:** You do not have to do comp hair for photos – please pick one of the following to use for all photos: double French braid, high ponytail, half-up/half-down, studio bun. If you want to change hair you may, but only if you can make the change within 5 minutes.

**BALLET GROUP CLASS PHOTOS:** Must have hair in the EAC Studio Bun for ballet sessions (put hair into a ponytail, braided, and then wrap the braid around into a bun)

**ALL OTHERS:** There are no hair or makeup requirements (except **please no stage makeup**); feel free to wear hair/makeup however you choose

### What is included in picture day?

- Group photo with whomever is there for your dance class.
- Solo photo(s) in your dance costume.

**What is NOT included?** – These pictures are for single dancers only and cannot be substituted for family photos. Dancers must be in their Showcase costumes. No exceptions. Portraits are set up for ONE dancer at a time. This includes siblings in the same class or otherwise. Photographer will not be performing any extra edits (hair/makeup fixes, wrinkled costumes, underwear under costumes, etc.)

**When will I get the pictures?** – ALL photos will be uploaded to the EAC GDrive by Monday, April 21st. An email will go out when all photos are ready. There is no extra cost for you to download/print the photos from the GDrive; please take this into consideration when you are making your donation. *\*If you are purchasing a Dancer Ad, you will have the opportunity to utilize a picture from Picture Day for your ad.\**

**NEW THIS YEAR - Option to purchase prints & gifts!!** – Photography by Natalie will now be offering prints and gifts!! High quality prints from a professional printer can be purchased and provided in your dancer's end-of-year packet picked up at the end of Saturday's Showcase.

Print Pricing:

Statuettes - \$35.00

8x10 - \$8.00

5x7 - \$6.00

Magnets (3x4.5) - \$10

**What if I cannot make picture day?** – Unfortunately your dancer will not be in the group photo. You do have the opportunity to schedule a private photo session for \$25/costume. Private photo session is based upon photographer's availability and is not guaranteed to be before Showcase.

**Photographer Website:** <https://www.photographybynatalie.net/>

## MEDIA WEEK

Get ready to smile, leap, and show your studio pride — **Media Week is happening Tuesday, April 15th through Thursday, April 18th!**

Throughout the week, we'll be capturing **class photos, video footage, and individual headshots** that may be used on our website, social media, and future promotional materials. **This year, these headshots will also be part of a fun, creative art project we're working on for our end-of-year showcase** — you won't want to miss being included!

**What to Wear:**

- **Ballet students:** Please come dressed in a **neat bun, clean pink tights, and a plain black leotard**. No over-shorts or leggings this week – let's keep it classic and clean!
- **ALL dancers:** For your **first class of the week**, please arrive in a **plain black top, shirt, or leotard**. This will be used for your **headshot photo**. You can wear this over your normal class attire.

We're so excited to highlight our dancers' hard work, energy, and growth — and we can't wait to reveal how it all comes together in our showcase surprise!

## SHOWCASE TICKETS

Showcase ticket sales begin soon! To ensure every dancer has the opportunity to perform in front of their loved ones, **ticket sales will open exclusively to current dance families starting Monday, April 14th.**

### Important information regarding ticket sales:

- **Each dancer is allotted up to 4 reserved tickets per Showcase performance (4 for Friday and 4 for Saturday)**
- Tickets are \$15 each, or \$12 for kids under the age of 13.
- Reserved ticket sales run for two weeks – from April 14<sup>th</sup> through April 27<sup>th</sup> – for current EAC families only.
- An email with ticket purchase instructions will be sent to all dance parents on Sunday, April 13<sup>th</sup>. Keep an eye on your inbox (the one linked to your StudioBookings account)!
- You may not transfer your 4 reserved tickets from one Showcase date to another.
- On Monday, April 28<sup>th</sup>, any unpurchased reserved tickets will be released to the general public. This is when you can purchase additional tickets beyond your original 4.
- All seating is reserved seating – so the earlier you buy, the better your spot!

Thank you for helping us create an enthusiastic, full house for our dancers. We can't wait to see you there, cheering them on!



## REMINDER: EAC GEAR ORDER DUE APRIL 20<sup>TH</sup>

NEW THIS YEAR: Introducing the first-ever **EAC Showcase Teddy Bear**! Start your collection with this adorable keepsake! Each year, a new EAC Teddy Bear will debut wearing a themed t-shirt inspired by that year's Showcase. Don't forget to check out the other fun gear designs – including a new dance dad's t-shirt!



EAC Spring & Showcase 2025 Gear  
Order



Orders  
due by  
April 20<sup>th</sup>!






## REMINDER: DANCER ADS

**WHAT:** Dancer Ads provide an opportunity for family members and friends to publicly celebrate their talented dancer! Ad purchaser provides the picture and special message to be written with the picture. EAC Marketing Director will combine text and picture for a fun, professional “shout-out” to be displayed in the 2025 Showcase Program AND during intermission slideshow.

**COST: One Dancer Ad = \$25.00** Consists of one quarter-page ad in physical EAC Showcase program AND one 10-second timeslot during Intermission slideshow; order and placement of ads is chosen at random. Dancer Ad will consist of photo of your choice along with any text (max. 50 characters) you would like to include.



**IMPORTANT DATES: Order must be placed by April 27<sup>th</sup>**

Know a Business that might like to place a **Business Ad** in our program? Send them this QRC!



## REMINDER: BASE COSTUMES

The [Showcase Website](#) has a list of costume pieces you are responsible for bringing to both Dress Rehearsal (Wednesday, May 14<sup>th</sup>) and both Showcases (Friday, May 16<sup>th</sup> and Saturday, May 17<sup>th</sup>). **Base Costume Pieces** listed are items you are responsible for purchasing on your own prior to Showcase Runthrough Week (week of May 5<sup>th</sup>). These base costume pieces are items *in addition to* the costume ordered through EAC. **If full/proper items listed below are not worn during Dress Rehearsal or Showcase, dancer will not be allowed on stage for Showcase – NO EXCEPTIONS.**

If you still need to purchase any of the Base Costume Pieces, we recommend one of the following:

EAC's Discount Dance store:

<https://www.discountdance.com/search/teacherid:136350?tp=136350>

Toe to Toe in Flint: <https://toetotoedance.com/>

Amore Dancewear in Saginaw: [www.amoredancewear.com](http://www.amoredancewear.com)

**Tights / Shoes color:** We know there have been a lot of questions regarding tights/shoe colors. Correct brand company and specific color is below. **PLEASE do not bring a pair of tights to us and ask us if they are the right color** – without comparison we cannot eyeball if the color is correct. Please just check the packaging for the tights/shoes and see if they match the required brand/color. (For shoes, only Ballet has a very specific brand/color shade that should be used. For all other styles, general color has been provided to you – as long as it is the proper style and general color of shoe then it is correct.)

**Correct tan tights:** Capezio "Light Suntan" tights

**Correct pink tights:** Capezio "Ballet Pink" tights

**Correct ballet shoes** (unless in Kinderballet – where you just need to have pink ballet shoes and it's ok if not the right brand) – Capezio Hanami Canvas Split Sole Ballet Slipper in "Light Pink"

**Shoes for all other styles:** should be the same color and style of shoe listed below (beyond that, no specifics)

**NEW FOR ACRO THIS YEAR:** must be ACRO shoes to allow for best grip on stage; jazz shoes will no longer be allowed as substitute for acro shoes

#### Other Costume Notes:

- Dancer must have ALL COSTUME PIECES and hair and makeup done in order to participate in Showcase. **If dancer does not have ALL COSTUME PIECES, HAIR correct, and MAKEUP correct, dancer will not be allowed on stage.**
- If purchasing new shoes, do not wait until Dress Rehearsal to break them in.
- **No underwear under tights** – audience should not be able to see underwear sticking out from leotard or underwear lines
- Dancer/Parent are responsible for ensuring costume remains in good condition for the Showcase. **If costume is not in good condition at Showcase, dancer will not be allowed on stage.**
  - **TIP:** Keep your costume hung up to prevent wrinkles. (For tutus, hang upside down). To get wrinkles out of costumes, use a steamer (or hang up in bathroom over the course of several hot showers). **Do not wash/dry your costume in clothes dryer/washer.**
- Parent is responsible for making any necessary alterations. Due to limited availability, EAC Studio Seamstress is only available in instances where EAC had to order up a size due to limited size availability when ordering. Refer to below to see if you qualify.

- Parent must be up-to-date with monthly payment plan in order to take costume home. If monthly payment plan is not current/paid in full by May 10<sup>th</sup>, dancer will not be allowed to participate in either the Dress Rehearsal or the Showcase.
- **Costumes with GLITTER (Jazz 1 Bunnies):** for dress rehearsal, dancer can only sit in auditorium if they are not wearing this costume OR have a large trashbag worn over costume (step into trash bag with leg holes cut into bag)

## REMINDER: SHOWCASE HAIR

Hair tutorials can be found on the [Showcase Website](#). Dancers will need to wear their hair this way for **SHOWCASE RUNTHROUGH WEEK, DRESS REHEARSAL, and BOTH SHOWCASE PERFORMANCES.**

**FEMALES:** The EAC Studio Bun (slicked-back high ponytail NO PART --> braid ponytail --> wrap FLAT around itself --> bobby pin & hair net)

### TIPS:

- \*NO BUN FORMERS
- \*Hair net should match your root hair color
- \*Use hair gel, wax sticks, and hair spray to get rid of fly-aways
- \*No part
- \*No bangs
- \*If in Acro - make sure the bun is high, but not high enough to impede a headstand

**SHORT HAIR:** Single French Braid

**MALES:** Hair slicked back and out of face.

## REMINDER: SHOWCASE MAKEUP

Makeup tutorial can be found on the [Showcase Website](#). Recommended makeup products are also listed on the Showcase Website; these products simply represent an idea of what products to purchase – you do not have to purchase those exact brands.

NOTE: Stage makeup should be applied more heavily than everyday makeup to ensure dancers' features are visible under bright stage lights. This helps enhance facial expressions and maintain a polished, professional appearance from the audience's perspective. Your dancer's face is also more likely to be visible on the Showcase DVD if stage makeup is applied correctly.

**MAKEUP SPECIFICS:****ALL (INCLUDING MALES):**

- \*Mascara (black - waterproof)
- \*Blush
- \*Setting spray

**FEMALES - AGES 3 - 5:**

All the above, PLUS:

- \*Stage make-up eye shadow (purples or blues)
- \*RED Lipstick

**FEMALES - AGES 6-10:**

All the above, PLUS:

- \*Black liquid eye liner (waterproof)

**FEMALES - AGES 11+:**

All the above, PLUS:

- \*Foundation / contour

**RED LIPSTICK TIP:** Do NOT apply at home. Send in a plastic ziploc bag to have applied in dressing room before going on stage.

## SHOWCASE RUN-THROUGH WEEK

- WHEN:** May 5<sup>th</sup> (Monday), May 6<sup>th</sup> (Tuesday), May 7<sup>th</sup> (Wednesday), & May 8<sup>th</sup> (Thursday)  
*Specific times based on your class(es)*
- WHERE:** EAC Studio
- WHAT:** In an effort to best prepare our dancers for both a smooth and efficient Dress Rehearsal, as well as a successful Showcase, the last week of classes will be run differently. This schedule allows dancers to get used to the layout of a stage (we mark up the dance floor exactly like the stage will be), as well as the transitions between each routine. Dedicated time will also be spent working on the bows and larger ensemble numbers (Ballet 4 and Acro 3/Tap 2).

## Showcase Run-Through Schedule

### Monday, May 5<sup>th</sup> 5:00 – 8:00pm \*See below for arrival/departure time

5:00 – 5:25pm	<b>Jazz 2</b> (arrive BEFORE 5:00pm and stay until 8:00pm)
5:25 – 5:55pm	<b>Acro 2 Thursdays</b> (arrive BEFORE 5:25pm and stay until 8:00pm)
5:55 – 6:20pm	<b>Jazz 1</b> (arrive BEFORE 5:55pm and stay until 8:00pm)
6:20 – 6:40pm	<b>TT Tap AND Caterpillar Acro &amp; Miss Lily</b> (arrive BEFORE 6:20pm and stay until 7:30pm)
6:40 – 7:00pm	Bows practice and Ballet 4 ensemble ( <u>only those who are already at the studio</u> )
7:00 – 8:00pm	Run through routines in order ( <u>only those who are already at the studio; TT Tap &amp; Caterpillar get to leave at 7:30pm</u> )

### Tuesday, May 6<sup>th</sup> 5:00 – 8:00pm \*See below for arrival/departure time

5:00 – 5:40pm	<b>Acro 3 AND Tap 2</b> (arrive BEFORE 5:00pm and stay until 8:00pm)
5:40 – 6:00pm	<b>Ballet 3</b> (arrive BEFORE 5:40pm and stay until 8:00pm)
6:00 – 6:20pm	<b>Ballet 1</b> (arrive BEFORE 6:00pm and stay until 8:00pm)
6:20 – 6:40pm	<b>Acro 1</b> (arrive BEFORE 6:20pm and stay until 8:00pm)
6:40 – 7:00pm	Bows practice and Ballet 4 ensemble ( <u>only those who are already at the studio</u> )
7:00 – 8:00pm	Run through routines in order ( <u>only those who are already at the studio</u> )

### Wednesday, May 7<sup>th</sup> 5:00 – 8:00pm \*See below for arrival/departure time

5:00 – 5:20pm	<b>Acro 2 Tuesdays</b> (arrive BEFORE 5:00pm and stay until 8:00pm)
5:20 – 5:40pm	<b>Contemporary 2</b> (arrive BEFORE 5:20pm and stay until 8:00pm)
5:40 – 6:00pm	<b>Tap 1</b> (arrive BEFORE 5:40pm and stay until 8:00pm)
6:00 – 6:20pm	<b>Ballet 2</b> (arrive BEFORE 6:00pm and stay until 8:00pm)
6:20 – 6:40pm	<b>Kinderballet &amp; Miss Evelyn</b> (arrive BEFORE 6:20 and stay until 7:30pm)
6:40 – 7:00pm	Bows practice and Ballet 4 ensemble ( <u>only those who are already at the studio</u> )
7:00 – 8:00pm	Run through routines in order ( <u>only those who are already at the studio; Kinderballet get to leave at 7:30pm</u> )

### Thursday, May 8<sup>th</sup> 5:00 – 8:00pm \*See below for arrival/departure time

5:00 – 6:00pm	<b>Acro 3 AND Tap 2</b> (arrive BEFORE 5:00pm and stay until 8:00pm)
6:00 – 7:00pm	<b>Ballet 4</b> (arrive BEFORE 5:30pm and stay until 8:00pm; <u>only for those actually in Ballet 4 class</u> )
7:00 – 8:00pm	<b>Ballet 4 ENSEMBLE (Ballet levels 1 – 3)</b> welcome to join, but not required. Run through Acro 3/Tap 2 and full Ballet 4 routine/ensemble

## Miscellaneous Information for Showcase Run-Through Week

- **What should dancer wear?** – Dancer should wear their **normal dance class attire with their Showcase dance shoes** (whatever dance shoes are required for Showcase performance). Hair should also be in **Showcase hairstyle** (the EAC Studio Bun – **WITH hair net, bobby pins, gel/hairspray**).
- If your dancer's hairstyle or dance shoes are not correct, you will receive a Stoplight note home (and an email at the end of the night) just with a heads-up as to what changes need to be made for the Dress Rehearsal / Showcase (example: shoes need to clean, gel/hairspray, bun high/lower, no part, etc.)
- Dancers should NOT wear their Showcase Costumes to these practices.
- **What should dancer bring to the studio?** – Dancer should bring their Showcase performance dance shoes, water bottle, and healthy PEANUT-FREE snacks. Microwave and fridge will *not* be available for use. Coloring and other activities are a good idea.
- Due to limited space, **Parents are not allowed in the lobby**. The ONLY exception is for pick-up or drop-off of a Kinderballerina/o, Caterpillar Gymnast, or Tippy Toes Tapper. Those parents must then exit the lobby. There will be adult(s) supervising the lobby and lobby door will be locked inbetween drop-off/pick-up times. Parents are welcome to stay in their car/parking lot.
- StudioBookings will be updated by April 14<sup>th</sup> with this schedule.

## EAC LOST & FOUND

Please be sure to check the Lost & Found for any missing items you might have. The Lost & Found will be cleared out after Showcase Run-Through Week. Anything remaining will be either donated or thrown away.

## REMINDER: ELITE ARTS EXPRESSIONS – ART GALLERY & COMPETITION

**WHO:** Any and all EAC Family Members! (current dancers, past dancers, summer production participants – current or past, family members of EAC dancers/actors, and other EAC supporters)

**THEME:** Circus / Under the Big Top

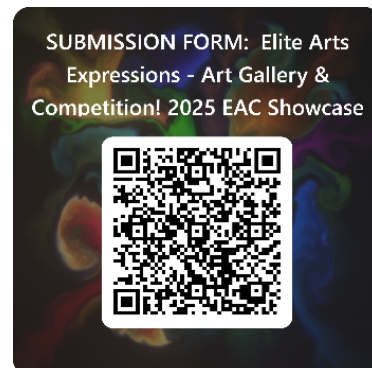
**WHAT:** Use your personal artistic ability to create a piece of artwork (using whatever medium you prefer!) representing our EAC Showcase theme. This can be ANYTHING you want it to be! A collection of photos... a painting... a sketch. (Only limitation – please refrain from video submissions.)

Your artwork will be displayed in the Bullock Creek Auditorium lobby during Showcase. Judges will select the top three winners that will get to have their artwork displayed in the EAC Studio lobby for the next year!

This art gallery and competition is FREE to enter!

**WHY:** While dance is EAC's main form of art, we certainly know it's not the only form of art out there – or the only form of art our EAC family members enjoy! This gallery and competition allows all EAC Family Members (dancers, family members of dancers, other EAC supporters) to create their own piece of artwork to help further express this year's Showcase theme – Circus!

**IMPORTANT DATES:** **Thursday, May 8<sup>th</sup> at 8:00pm** is the deadline for entry forms to be submitted AND to have all art pieces dropped off at EAC Studio.





## ORDER OF SHOWCASE PERFORMANCES

1	Jazz 2: Welcome to the Circus!
2	SHADOW: You Will Be Found
3	TippyToes Tap: Animal Crackers
4	SHADOW: The One with the Dancers
5	Acro 2 Thursdays: Fire Breathers
6	SHADOW: Phoenix Rising
7	Caterpillar Acro: Cracker Jacks
8	SHADOW: Stick Season
9	STAFF PERFORMANCE: Liv Solo
10	Jazz 1: Magicians
11	SHADOW: Glam
12	SHADOW: Love Runs Out
13	Ballet 1: Tightrope Walkers
14	SPECIAL GUEST: Great Gatsby
15	Acro 3 / Tap 2: Jump Ropers
	INTERMISSION
16	Ballet 3: Sad Clowns
17	SHADOW: You Should See Me In a Crown
18	Acro 1: Happy Clowns
19	SHADOW: Percussion
20	Acro 2 Tuesdays: Freak Show
21	Kinderballet: Cotton Candy
22	SHADOW: Fix You
23	SHADOW: What Dreams are Made Of
24	Ballet 2: Snake Charmers
25	Contemporary 2: Heavy Lifters
26	SHADOW: Me Too
27	SHADOW: Golden
28	Tap 1: Rodeo
29	Ballet 4 ( <i>featuring ensemble of Ballet levels 1 - 3</i> )
30	Bows

## QUICK CHANGES

We know quick changes can feel a little hectic—but due to the Showcase line-up and the number of dances, there's simply no way around them. Many dancers are in multiple routines, and in order to avoid placing them in back-to-back numbers and to give them a bit of rest and recovery time between high-energy dances, this line-up is the most optimal for the flow of the show and the well-being of our performers.

The good news? With organized prep and helpful **Quick Change Coordinators (QCCs)**, these quick changes can run smoothly—and even feel exciting! We appreciate your teamwork and understanding in helping make it all happen.

**“Quick Changes” are defined as costume changes with 3 number or less in between.** Those who have an official Quick Change **MUST** change into their second costume backstage. We will have QCCs located stage right and stage left, as well as pop-up changers to help things move quickly and smoothly.

### Important Information for those with a Quick Change:

- Quick change **MUST** happen backstage with the QCC.
- **During Showcase Runthrough Week:** Dancer will receive a printout to attach to their quick change hanger. This will list their name and everything that needs to be included for that quick change (costume pieces, accessories, etc.)
- **Dress Rehearsal:** There is nothing special that needs to happen during Dress Rehearsal as time-line is a little skewed due to nature of practicing routines on stage (not just one run-through performance). Dancer (and dance parent) are in charge of making sure they are changed and ready for their next performance. Changing will occur in their assigned dressing room.
- **At Showcase Arrival:** Dancer should bring quick change hanger (brought from home – which should have quick change handout plus all costumes/accessories/etc.) to the backstage area to meet with the QCC. The QCC will show dancer where to hang up costume and walk through the quick change so that everyone involved knows what to expect.
  - Initial all costume pieces
  - **Dance shoes** should be placed in bag and looped around the hanger – unless they're needed for a routine earlier in the line-up.
  - If possible, we suggest wearing a **tan leotard with thin clear or thin tan straps** under their costumes. This helps to make the quick change more seamless.
- **Between Shows:** After Friday night's performance, quick change costumes can be re-hung up backstage so that they are already ready for Saturday's show.

### List of Quick Changes

List of quick changes are noted on the [Showcase Website](#). **FOR PARENTS/DANCERS: Please review line-up and the Quick Change list. If you are aware of a quick change not listed there, please let us know ASAP so that we can add dancer to the list.**

NOTE: Those dancers who have 4 numbers in which to change are also listed as a “FAST CHANGE”. Fast Changes will take place in dancer’s assigned dressing room, but dancer should be aware they do not have time to dilly-dally. Dancer should have all costume parts/pieces (including shoes) all laid out and ready for their fast change before going on stage for their first number.

**Quick Changes = 3 numbers or less to change = MUST change backstage with QCC**

**Fast Change = 4 numbers to change = MUST change in assigned dressing room**

We thank you in advance for working together to keep Showcase running smoothly – and as stress-free for our dancers as possible!

## VENUE

**Bullock Creek Auditorium  
1420 S. Badour  
Midland, MI 48640**

Both the **Dress Rehearsal** and the **Showcase performances** will be held at the Bullock Creek Auditorium. This is a beautiful venue and we are so happy to be back performing at this venue again! Stay tuned for additional Venue information (such as house rules) coming in Showcase Packet #3.

## DRESS REHEARSAL

### Timeline

**Dress Rehearsal  
Wednesday, May 14th  
Bullock Creek Auditorium**

- |             |   |
|-------------|---|
| 4:30        | <b>Doors open</b>   |
| 4:30 – 5:00 | <b>Arrival / Sign-In:</b> Please arrive no later than 5pm as we will start introduction as soon as possible after 5pm   |
| 5:00 – 5:20 | <b>Welcome &amp; Important Information (Lobby) / Tour of Facilities</b>   |
| 5:20 – 5:40 | <b>Finish getting ready / warm up</b>   |
| 5:40 – 5:55 | <b>Bows run-through (Everyone)</b>  |
| 5:55 – 6:15 | <b>Acro 3 / Tap 2 run-through</b> (DO NOT NEED TO BE IN ACRO 3/TAP 2 COSTUME, but should be in safe acro clothing. All should have jump ropes. Tap 2 should have gloves)  |
| 6:15 – 6:20 | Break – Those in Ballet 4 / PrePointe change  |
| 6:20 – 6:40 | <b>Ballet 4 run-through (Ballet 4 AND all ballet levels...</b> Ballet 4 & Pre-Pointe needs to be in costume, but all other ballet levels can be in either their Acro 3/Tap 2 costume or their first number costume) |
| 6:40 – 6:45 | Break   |
| 6:45 – 8:30 | <b>Run through Showcase in order of routines</b> (except Acro 3/Tap 2, Ballet 4, & Bows will not practice again)... DANCERS CAN LEAVE AFTER THEIR LAST ROUTINE, except for Shadow Competition                       |
| 8:30        | Latest Dress Rehearsal will run for those not on Shadow Competition   |
| 8:30 – 9:00 | <b>Shadow Competition special run-through</b> for recording purposes  |

## Important Information

- Each dance family **MUST** have an adult present for Dress Rehearsal. This is for safety AND note-taking purposes.
- During Dress Rehearsal, EAC Instructors will call out over the mic if a dancer is in incorrect attire, or if hair/makeup changes need to be made. It is important for Parents to take note of this and adjust for live Showcase.
- **Parents are responsible for keeping track of their children during Dress Rehearsal.**
- Dancers/Parents can wait in either the dressing room OR the audience until your number is called backstage.
- We will call dances backstage 3 -5 numbers prior to their own dance. EAC "Runner" will notify dressing rooms when numbers are called. If you are in the Auditorium, it is your responsibility to listen for line-up calls over the mic.
- Parents – once your dancer is lined-up backstage, you can go back to the audience to watch them. After dance is done, please go backstage to pick your dancer back up.
- **No food or drinks in the Auditorium.**
  - If dancers are hungry during Dress Rehearsal, they need to eat in the lobby or in the dressing room (with something over their costume or else in regular clothes!)
  - During live Showcase, there will be an intermission providing ample time to eat purchased concessions. Dancers will not be allowed in lobby during Showcase intermission, though.
- **NO GLITTER in the Auditorium. For Jazz 1 Magicians** - This means that if dancers want to be in the auditorium during Dress Rehearsal, they should either be in regular clothes (after they've performed) or sit in large trash bags to contain the glitter. EAC will be bringing a large box of trash bags.
- **Parents are free to sign-out and leave after dancer's LAST dance.** Don't forget to pick up all trash and take all belongings with you. You are also more than welcome to stay until the end.
- More information, such as sign-in / out process, what to arrive in, what to bring, etc. will be communicated in Showcase Packet #3.

## SHOWCASE

### Timeline

A more detailed timeline for Showcase will be provided in Showcase Packet #3. For now, please mark your calendars accordingly:

#### **Friday, May 16<sup>th</sup> Showcase #1**

- 4:30 Volunteers arrive
- 4:45 Dancers start arriving (will have specific timeslot for arrival based on designated groups)
- 6:30 Showcase starts!

#### **Saturday, May 17<sup>th</sup> Showcase #2**

- 1:00 Volunteers arrive
- 1:15 Dancers start arriving (will have specific timeslot for arrival based on designated groups)
- 3:00 Showcase starts!

### Volunteers

THANK YOU to those that are volunteering their time during Showcase! Without your help, we could not keep Showcase free to participate in. The list of volunteers are shown on the [Showcase Website](#). If you are on the list as a volunteer, please check your email for additional information and next steps. We do background check all volunteers that will be backstage / in dressing rooms during Showcase.

### **ACTION REQUIRED – DUE MAY 4<sup>TH</sup> – APPROVED ADULTS FOR SHOWCASE PICK-UP**

For the safety and security of our dancers, we have a secure process for picking up your dancer from dressing rooms at end of Showcase. Please complete the [Approved Adults for Showcase Pickup form](#) to let EAC know which adults are approved to pick up your dancers. **Approved Adult MUST bring Photo ID with them when they go to pick up dancer(s).**

**Please have form completed by May 4<sup>TH</sup>**



## Important Information

- Once Dancer is dropped off by parent at applicable dressing room, dancer is not allowed to leave backstage area without EAC Volunteer's permission and will only be allowed to go to the restroom, utilize practice acro mat, or to line-up for performance.
- To eliminate disruptions, **Dancers are NOT allowed to watch the Showcase.** (Dancer's may watch the Dress Rehearsal if they would like.) There will be monitors in dressing room areas showing the live performances.
- There will be an intermission with snacks and drinks to be purchased by donation. **Dancers are not allowed to leave dressing rooms/backstage area during intermission.** A dance parent can purchase something to bring back to dancer if they wish.
- **No food or drinks in the Auditorium.**
- Additional Showcase information, such as what to arrive in, what to bring, specific arrival timeline, dressing room assignments, etc., will be included in Showcase Packet #3.

## SHOWCASE DVDs

EAC is excited to announce that our 2025 Showcase will, once again, be professionally recorded! Preserve your dancer's special moments with a keepsake DVD.

- 1 DVD: \$25
- 4 DVDs: \$85

**All orders must be placed by Sunday, June 1st.**

DVD Order Form - 2025 Showcase



## WHAT'S NEXT

What can you expect in Showcase Packet #3 (distributed after Easter):

- More information about the Bullock Creek Auditorium venue
- More detailed information regarding Dress Rehearsal
- More detailed information regarding Showcase performances